


(I)(a) Statement showing Shareholding Pattern			
Name of the Company: BCL INDUSTRIES & INFRASTRUCTURES LIMITED			
ISIN, Name of the scrip, class of security:- 524332			
Quarter ended : 31ST DECEMBER, 2012			
Partly paid-up shares:-	No. of partly paid-up shares	As a % of total no. of partly paid-up shares	As a % of total no. of shares of the Company
Held by Promoter/ Promoter Group	N.A	N.A	N.A
Held by Public	N.A	N.A	N.A
Total	N.A	N.A	N.A
Outstanding convertible securities:-	No. of outstanding securities	As a % of total no. of outstanding convertible securities	As a % of total no. of shares of the Company, assuming full conversion of the convertible securities
Held by Promoter/ Promoter Group	N.A	N.A	N.A
Held by Public	N.A	N.A	N.A
Total	N.A	N.A	N.A
Warrants:-	No. of warrants	As a % of total no. of warrant	As a % of total no. of shares of the Company, assuming full conversion of Warrants
Held by Promoter/ Promoter Group	N.A	N.A	N.A
Held by Public	N.A	N.A	N.A
Total	N.A	N.A	N.A
Total paid-up capital of the Company, assuming full conversion of warrants and convertible securities	14150000		

**Certified to be true copy
For BCL Industries & Infrastructures Limited**


Company Secretary

Statement showing shareholding pattern Table (I)(a)								
Category Code	Category of shareholder	Number of shareholders	Total number of shares	Number of shares held in dematerialized form	Total shareholding as a percentage of total number of shares		Shares pledged or otherwise encumbered	
					As a percentage of (A+B)	As a percentage of (A+B+C)	Number of shares	As a percentage
(I)	(II)	(III)	(IV)	(V)	(VI)	(VII)	(VIII)	(IX)=(VIII)/(I)*100
(A)	Promoter and Promoter Group							
(1)	Indian							
(a)	Individuals / Hindu Undivided Family	4	1643240	1230500	11.6130	11.6130	0	0.0000
(b)	Central Government / State Government(s)	0	0	0	0	0.0000	0	0
(c)	Bodies Corporate	1	214850	214850	1.5184	1.5184	0	0.0000
(d)	Financial Institutions / Banks	0	0	0	0.0000	0.0000	0	0
(e)	Any Other (Directors & their relatives)	12	4832475	4523955	34.1518	34.1518	0	0
	Sub-Total (A)(1)	17	6690565	5969305	47.2831	47.2831	0	0.0000
(2)	Foreign							
(a)	Individuals (Non Resident Individuals / Foreign Individuals)	0	0	0	0	0	0	0
(b)	Bodies Corporate	0	0	0	0	0	0	0
(c)	Institutions	0	0	0	0	0	0	0
(d)	Any Other (specify)	0	0	0	0	0	0	0
	Sub-Total (A)(2)	0	0	0	0.0000	0.0000	0	0.0000
	Total Shareholding of Promoter and Promoter group (A)= (A)(1)+(A)(2)	17	6690565	5969305	47.2831	47.2831	0	0.0000
(B)	Public shareholding						N.A	N.A
(1)	Institutions						N.A	N.A
(a)	Mutual Funds / UTI	0	0	0	0.0000	0.0000		
(b)	Financial Institutions / Banks	2	200	100	0.0014	0.0014		
(c)	Central Government / State Government(s)	0	0	0	0.0000	0		
(d)	Venture Capital Funds	0	0	0	0.0000	0		
(e)	Insurance Companies	0	0	0	0.0000	0.0000		
(f)	Foreign Institutional Investors	0	0	0	0.0000	0.0000		
(g)	Foreign Venture Capital Investors	0	0	0	0	0		
(h)	Any Other (specify)							
	Sub-Total (B)(1)	2	200	100	0.0014	0.0014		

Certified to be true copy
For BCL Industries & Infrastructures Limited



Company Secretary

2	Non-Institutions						N.A	N.A
(a)	Bodies Corporate	54	5901426	5894306	41.7062	41.7062		
(b)	Individuals -							
	i. Individual shareholders holding nominal share capital up to Rs. 1 lakh.	8196	1116839	460709	7.8929	7.8929		
	ii. Individual shareholders holding nominal share capital in excess of Rs. 1 lakh.	8	433842	433842	3.0660	3.0660		
(c)	Any Other (specify)							
	i. Clearing Member	10	6992	6992	0.0494	0.0494		
	ii. Market Maker	0	0	0	0.0000	0.0000		
	iii. Directors other than promoters and their relatives	0	0	0	0.0000	0.0000		
	iv. Foreign nationals / NRI/ NRN/ FC	0	0	0				
	a) Foreign Nationals	0	0	0	0.0000	0.0000		
	b) NRI	2	136	136	0.0010	0.0010		
	c) NRN	0	0	0	0.0000	0.0000		
	d) FC	0	0	0	0.0000	0.0000		
	v. OCB	0	0	0	0.0000	0.0000		
	vi. Hindu Undivided family	0	0	0	0	0		
	Sub-Total (B)(2)	8270	7459235	6795985	52.7154	52.7154		
	Total Public Shareholding (B) = (B)(1) + (B)(2)	8272	7459435	6796085	52.7169	52.7169	N.A	N.A
	Total (A) + (B)	8289	14150000	12765390	100.0000	100.0000	N.A	N.A
(C)	Shares held by Custodians and against which Depository Receipts have been issued	0	0	0	0.0000	0.0000	N.A	N.A
(1)	Promoter and Promoter Group	0	0	0	0	0	N.A	N.A
(2)	Public	0	0	0	0	0	N.A	N.A
	GRAND TOTAL (A) + (B) + (C)	8289	14150000	12765390	100.0000	100.0000	0	0.0000

NA - Not Applicable


Certified to be true copy
For BCI Industries & Infrastructures Limited


Company Secretary

(l) (b) Statement showing holding of securities (including shares, warrants, convertible Securities) of persons belonging to the category "Promoter and Promoter Group"

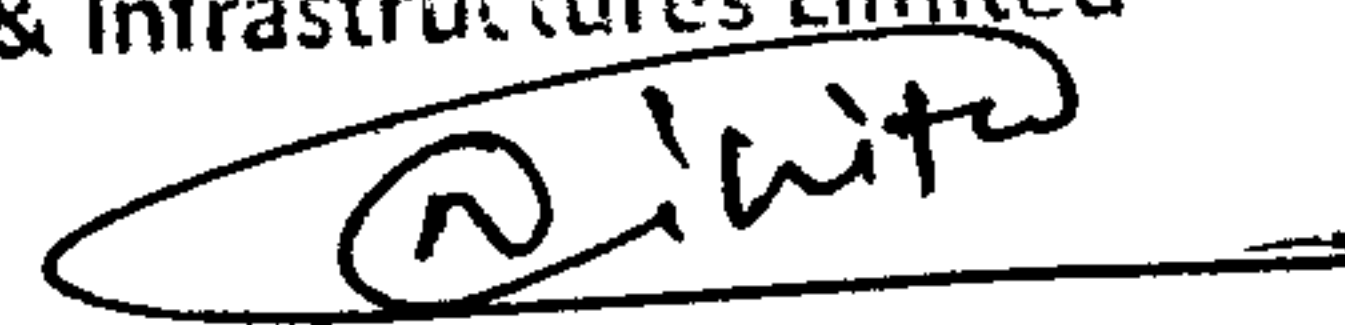
Sr. No.	Name of the shareholder	Details of shares held		Encumbered shares (*)			Details of warrants		Details of convertible securities		Total shares (including underlying shares assuming full conversion of warrant)
		Number of shares	Shares as a percentage of total number of shares {i.e.,	No.	As a %	As a % of grand Total (A)+ (B)+	Number of warrants	As a % total number of warrants of the same class	Number of convertible securities held	% w.r.t total number of convertible securities	
1	Shri D.D.Mittal	174000	1.23	0.00	0.00	0.00	0	0	0	0	0
2	Shri Rajinder Mittal	1230500	8.70	0.00	0.00	0.00	0	0	0	0	0
3	D.D. Mittal HUF	191140	1.35	0.00	0.00	0.00	0	0	0	0	0
4	M/s R.K. Exports	47600	0.34	0.00	0.00	0.00	0	0	0	0	0
5	M/s. kissan Fats Ltd.	214850	1.52	0.00	0.00	0.00	0	0	0	0	0
6	Smt. Sunita Mittal	1435500	10.14	0.00	0.00	0.00	0	0	0	0	0
7	Smt. Ved Kumari Mittal	167160	1.18	0.00	0.00	0.00	0	0	0	0	0
8	Smt. Rachna Mittal	190880	1.35	0.00	0.00	0.00	0	0	0	0	0
9	Ms. Swati Mittal	928860	6.56	0.00	0.00	0.00	0	0	0	0	0
10	Ms. Garima Mittal	1087540	7.69	0.00	0.00	0.00	0	0	0	0	0
11	Ms. Vitu Mittal	92860	0.66	0.00	0.00	0.00	0	0	0	0	0
12	Ms. Bimla Mittal	12500	0.09	0.00	0.00	0.00	0	0	0	0	0
13	Mr. Vithal Mittal	18500	0.13	0.00	0.00	0.00	0	0	0	0	0
14	Ms. Tina Mittal	9000	0.06	0.00	0.00	0.00	0	0	0	0	0
15	Manoj Mittal HUF	27000	0.19	0.00	0.00	0.00	0	0	0	0	0
16	Ms. Shweta Mittal	862600	6.10	0.00	0.00	0.00	0	0	0	0	0
17	Mr. S.N.Goyal	75	0.00	0.00	0.00	0.00	0	0	0	0	0
	TOTAL	6690565	47.28	0.00	0.00	0.00	0	0	0	0	0

Certified to be true copy
For BCL Industries & Infrastructures Limited


Company Secretary

			{i.e., Grand Total (A)+(B))+(C)		class		es of the same class	securities) as a % of diluted share capital
1	M/s. Rollon Investment Pvt. Ltd.	2006750	14.18	0	0	0	0	0
2	M/s. Manoj Finvestment Pvt. Ltd.	1909440	13.49	0	0	0	0	0
3	M/s. Sarva Priya Exports Pvt Ltd	1925000	13.60	0	0	0	0	0
TOTAL		5841190	41.28	0	0	0	0	0

Certified to be true copy
For BCL Industries & Infrastructures Limited




Company Secretary

(I)(c)(ii) Statement showing holding of securities (including shares, warrants, convertible securities) of persons together with PAC) belonging to the category "public" and holding more than 5 % of the total number of shares

Sr. No	Name(s) of the shareholder(s) and the Persons Acting in Concert (PAC) with them	Number of shares	Shares as a percentage of total number of shares {i.e., Grand Total (A)+(B)+(C) indicated in Statement at para (I)(a) above}	Details of warrants		Details of convertible securities		Total shares (including underlying shares assuming full conversion of warrants and convertible securities) as a % of diluted share capital
				Number of warrants	As a % total number of warrants of the same class	Number of convertible securities held	% w.r.t total number of convertible securities of the same class	
1	M/s. Rollon Investment Pvt. Ltd.	2006750	14.18	0	0	0	0	0
2	M/s. Manoj Finvestment Pvt. Ltd.	1909440	13.49	0	0	0	0	0
3	M/s. Sarva Priya Exports Pvt Ltd.	1925000	13.60					0
TOTAL		5841190	41.28	0	0	0	0	0

Certified to be true copy
For BCL Industries & Infrastructures Limited



Company Secretary

(l)(d) Statement showing details of locked-in-shares			
Sr. No	Name of the shareholder	Number of locked-in-shares	Locked-in-shares as a percentage of total number of shares { ie., Grand Total (A) + (B) + (C) indicated in Statement at para (l)(a) above}
1	Mr. Rajinder Mittal	600000	4.240282686
2	Mrs. Sunita Mittal	1000000	7.067137809
3	Ms. Garima Mittal	875000	6.183745583
4	Ms. Swati Mittal	750000	5.300353357
5	Ms. Shweta Mittal	750000	5.300353357
6	M/s. Manoj Finvestment Pvt. Ltd.	1000000	7.067137809
7	M/s.Sarva Priya Exports Pvt. Ltd.	1525000	10.77738516
	TOTAL	6500000	45.93639576

**Certified to be true copy
For BCL Industries & Infrastructures Limited**


Company Secretary

(II) (a) Statement showing details of Depository Receipts (DRs)				
Sr. No.	Type of outstanding DR (ADRs, GDRs, SDRs, etc.)	Number of outstanding DRs	Number of shares underlying outstanding DRs	Shares underlying outstanding DRs as a percentage of total number of shares {i.e., Grand Total (A)+(B)+(C) indicated in Statement at para (I)(a) above}
1	NA	NA	NA	NA
TOTAL		NA	NA	NA

Certified to be true copy
for BCL Industries & Infrastructures Limited


Company Secretary

(II)(b) Statement showing holding of Depository Receipts (DRs), where underlying shares held by "promoter/promoter group" are in excess of 1% of the total number of shares				
Sr. No.	Name of the DR Holder	Type of outstanding DR (ADRs, GDRs, SDRs, etc.)	Number of shares underlying outstanding DRs	Shares underlying outstanding DRs as a percentage of total number of shares {i.e., Grand Total (A)+(B)+(C) indicated in Statement at para (I)(a) above}
1	NA	NA	NA	NA
TOTAL		NA	NA	NA

Certified to be true copy
For BCL Industries & Infrastructures Limited


Company Secretary