

Regd. Office:

Hazi Rattan Link Road, Post Box No. 71, Bathinda-151001
Ph.: 0164-2240163, 2240443, 2211628, Fax: 0164-5003638
Website: www.bcl.ind.in
Email: bcl@mittalgroup.co.in
CIN: L24231PB1976PLC003624

DATED: 29.01.2022

TO CORPORATE RELATIONSHIP DEPARTMENT BSE LIMITED . FLOOR 25, FEROZE JEEJEEBHOY TOWERS, DALAL STREET , MUMBAI- 400001 (PH: 022- 22721233-34 FAX:22722082, 22722037	TO THE MANAGER, NATIONAL STOCK EXCHANGE OF INDIA LTD., EXCHANGE PLAZA, BANDRA KURLA COMPLEX, BANDRA (EAST), MUMBAI – 400051
BSE Code: 524332	NSE SCRIP CODE: BCLIND

REG: EARNINGS PRESENTATION ON UNAUDITED FINANCIAL RESULTS FOR QUARTER / NINE MONTHS ENDED 31ST DECEMBER, 2021.

DEAR SIR,

Pursuant to Regulation 30 and other applicable provisions, if any, of SEBI (Listing Obligations and Disclosure Requirements) Regulations, 2015, Please find attached herewith Corporate Presentation (on earnings) on Unaudited Financial Results for the Quarter / Nine Months ended 31st December, 2021.

Thanking You,
Yours faithfully,
For BCL Industries Limited



(GURINDER MAKKAR)
Company Secretary & Compliance Officer
M.NO. F5124

LIMITLESS POTENTIAL



Company Overview

- BCL is a part of the Mittal Group founded in 1976, by Late Shri D. D. Mittal.
- Under the stewardship of Mr. Rajinder Mittal, the company has now grown into an INR 14,000 Mn business empire.
- The company is a diversified conglomerate in manufacturing and development with business interests spread across a variety of industry verticals namely Edible Oil and Vanaspati, Distillery and Real Estate.
- The market Cap of the company as on 31st December, 2021 was approx. INR 7,678 Mn.

Financial Highlights – 9M-FY22

Total Revenue - INR 14,830 Mn

EBITDA - INR 961 Mn

PAT – INR 619 Mn



EDIBLE OIL & VANASPATI

Engaged in the business of manufacturing of Vanaspati, Refined oil, and oil & solvent extraction from seeds and rice.



DISTILLERY

Engaged in the business of manufacturing of Ethanol, Extra Neutral Alcohol (ENA) and bottling of liquor in Punjab.



REAL ESTATE

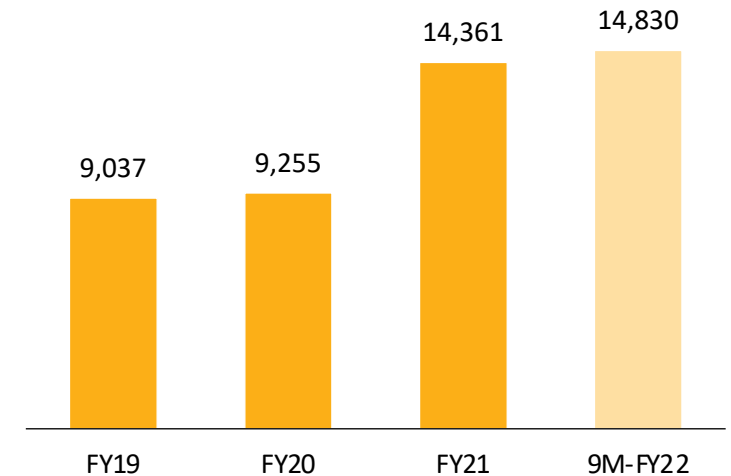
Undertaken two large real estate projects in Bhatinda, Punjab




- The company has transformed from a small oil mill to one of the most modern and largest vertically integrated agro-based edible oil player in India with a processing capacity of 1,020 MT per day.

- The company forayed into the business of distillation of alcohol in the year 2011 and today it is one of the largest grain-based distilleries and ethanol manufacturers in the country.
- BCL forayed into the business of real estate as a part of the risk mitigation strategy and to monetise the land bank of the company. The company has two existing completed projects with a very large realizable value expected from each project and with no debt on any of the assets. The proceeds of the real estate sales are being used for the repayment of long term debt.

Consolidated Revenue (INR Mn)



9M – FY22 Segmental Revenue Mix





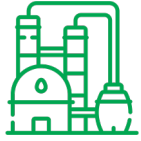
Key Financial Highlights

Q3-FY22 Consolidated Financial Performance

INR 5,666 Mn Total Revenue	INR 363 Mn EBITDA
6.41% EBITDA Margin	INR 241 Mn Net Profit
4.25% PAT Margin	INR 9.99/share Diluted EPS

9M-FY22 Consolidated Financial Performance

INR 14,830 Mn Total Revenue	INR 961 Mn EBITDA
6.48% EBITDA Margin	INR 619 Mn Net Profit
4.17% PAT Margin	INR 25.64/share Diluted EPS



Edible Oil:

- The company is experiencing a great demand for its edible oil products in the markets thanks to the consistency in the quality of the product and the undisturbed supply chain being offered by the company.
- With the government's focus on Make in India for the edible oil sector the company expects further increase in revenue and capacity utilization from this segment.



Distillery:

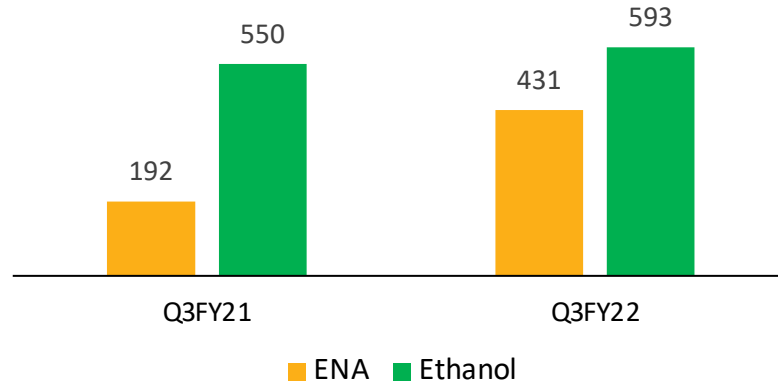
- The work at Svaksha Distillery is ongoing at great speed and the company has begun initial testing of the power plant. The company and the various vendors are working tirelessly to bring the plant into commissioning before the end of this financial year.
- BCL Industries Ltd continues to be one of the largest suppliers of Grain Based Ethanol in the nation is experiencing great demand for both ENA and Ethanol.
- After obtaining the Environmental clearance for 200 KLPD expansion of ethanol plant at Bathinda, the company has started the work in full swing. All the machinery orders have been placed and the civil work is ongoing. The company aims to bring this plant to production by November 2022. Post expansion, the capacity of the Bathinda unit will be of 400 KL



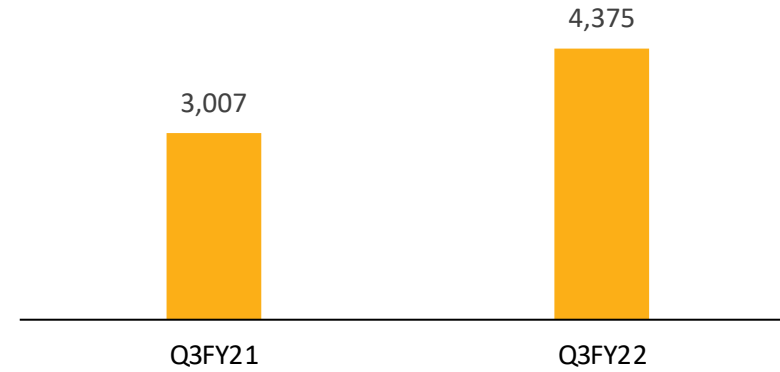
Real Estate:

- Due to the limited inventory on the books the company did not have any sale in real estate for the quarter but in its attempt to reduce the financial debt of the company, BCL has continued to utilize revenues from its real estate sale to liquidate the debt which is visible in the YOY results.

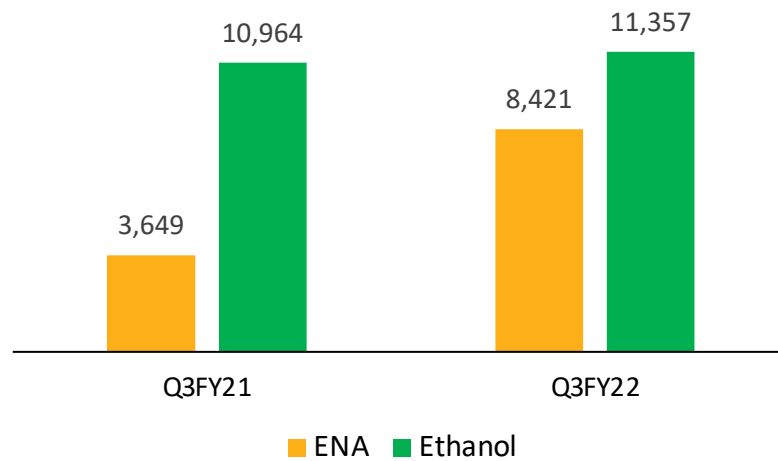
Distillery Revenue (INR Mn)



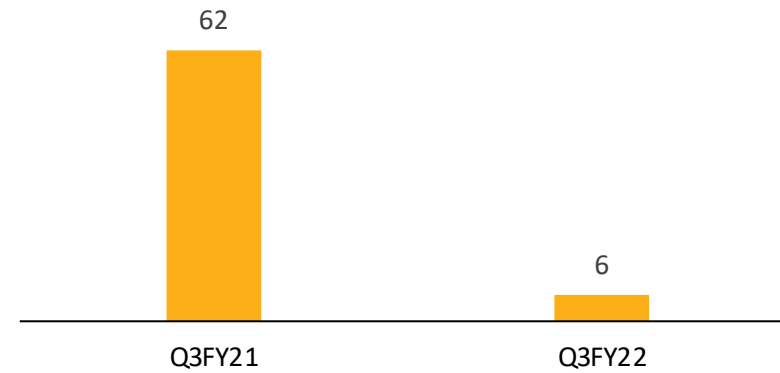
Edible Oil Revenue (INR Mn)



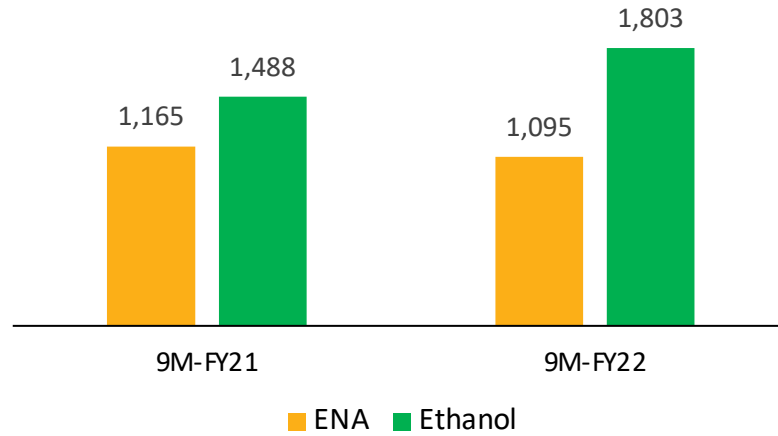
Distillery Volumes (in KL)



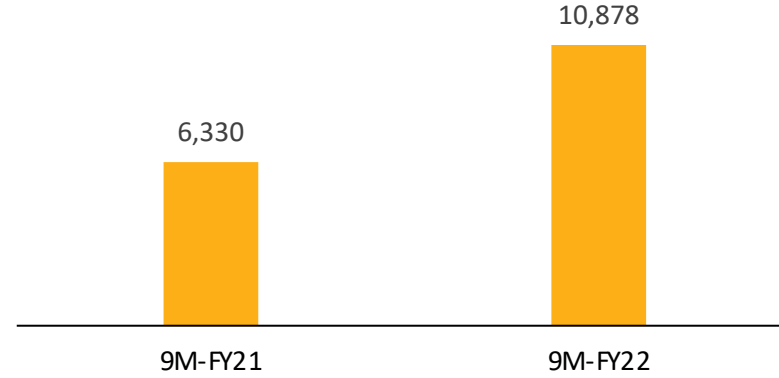
Real Estate Revenue (INR Mn)



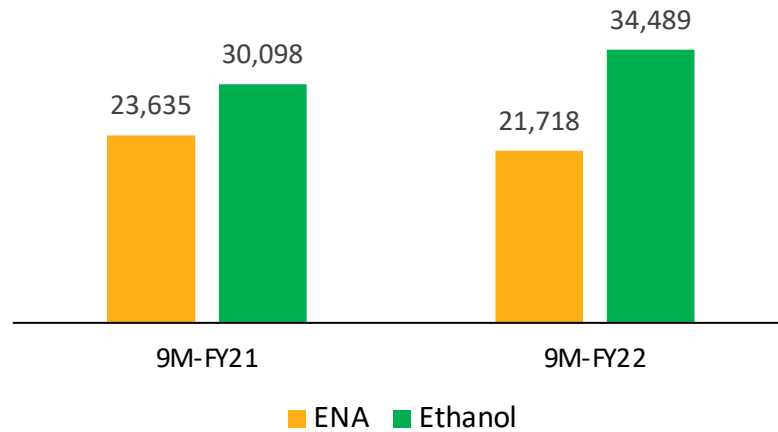
Distillery Revenue (INR Mn)



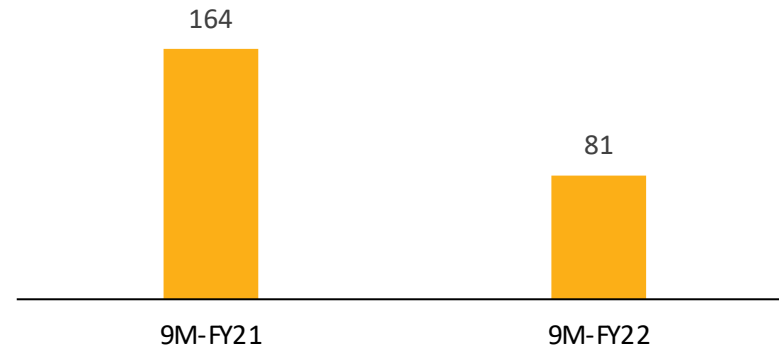
Edible Oil Revenue (INR Mn)



Distillery Volumes (in KL)



Real Estate Revenue (INR Mn)





Financial Overview

Quarterly Financial Performance

Particulars (INR Mn)	Q3-FY22	Q3-FY21	Y-o-Y	Q2-FY22	Q-o-Q
Total Income*	5,666	4,015	41.1%	4,642	22.1%
Total Expenses	5,303	3,796	39.7%	4,322	22.7%
EBITDA	363	219	65.8%	320	13.4%
EBITDA Margins (%)	6.41%	5.45%	96 Bps	6.89%	(48) Bps
Depreciation	35	32	9.4%	36	(2.8)%
Finance Cost	12	47	(74.5)%	17	(29.4)%
PBT	316	140	125.7%	267	18.4%
Tax	75	39	92.3%	58	29.3%
Profit After tax	241	101	138.6%	209	15.3%
PAT Margins (%)	4.25%	2.52%	173 Bps	4.50%	(25) Bps
Other Comprehensive Income	NA	NA	NA	NA	NA
Total Comprehensive Income	241	101	138.6%	209	15.3%
Diluted EPS (INR)	9.99	4.17	139.6%	8.66	15.4%

*Includes other income

Note: All numbers are as per Ind-As

YTD Financial Performance

Particulars (INR Mn)	9M-FY22	9M-FY21	Y-o-Y
Total Income*	14,830	10,048	47.6%
Total Expenses	13,869	9,455	46.7%
EBITDA	961	593	62.1%
EBITDA Margins (%)	6.48%	5.90%	58 Bps
Depreciation	106	95	11.6%
Finance Cost	50	111	(55.0)%
PBT	805	387	108.0%
Tax	186	98	89.8%
Profit After tax	619	289	114.2%
PAT Margins (%)	4.17%	2.88%	129 Bps
Other Comprehensive Income	NA	5	NA
Total Comprehensive Income	619	294	110.5%
Diluted EPS (INR)	25.64	13.18	94.5%

*Includes other income

Note: All numbers are as per Ind-As

Historical Consolidated Income Statement

Particulars (INR Mn)	FY19	FY20	FY21	9M-FY22
Total Income*	9,037	9,255	14,361	14,830
Total Expenses	8,225	8,623	13,494	13,869
EBITDA	812	632	867	961
EBITDA Margins (%)	8.99%	6.83%	6.04%	6.48%
Depreciation	108	135	128	106
Finance Cost	186	148	160	50
PBT	518	349	579	805
Tax	105	91	157	186
Profit After tax	413	258	422	619
PAT Margins (%)	4.57%	2.79%	2.94%	4.17%
Other Comprehensive Income	9	8	(4)	NA
Total Comprehensive Income	422	266	418	619
Diluted EPS (INR)	23.99	13.49	18.75	25.64

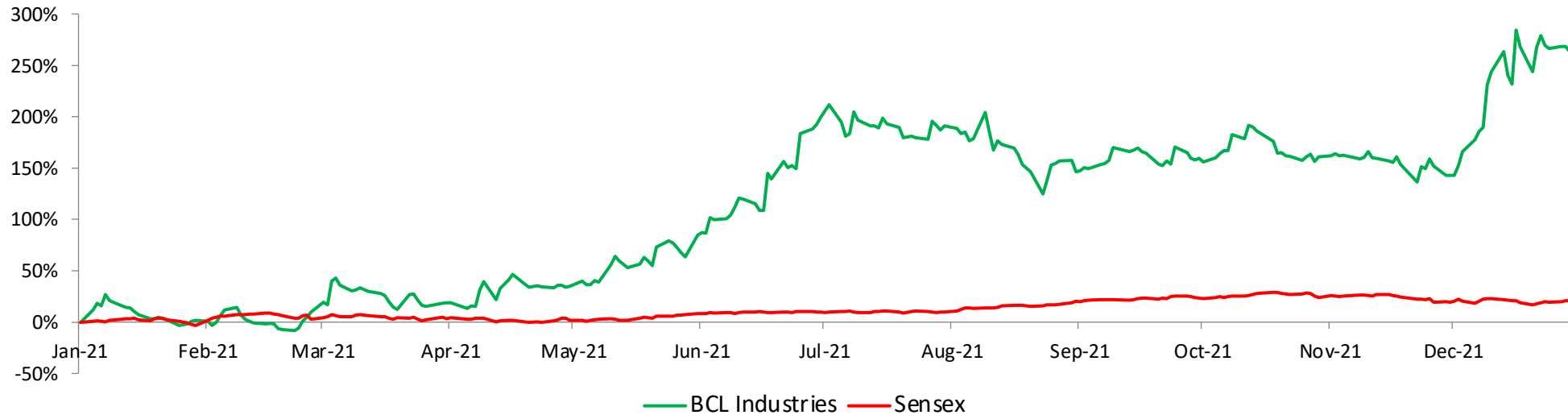
*Includes other income

Note: All numbers are as per Ind-As

Historical Consolidated Balance Sheet

Particulars (INR Mn)	FY20	FY21	H1-FY22
ASSETS			
Non-Current Assets			
Property, Plant & Equipment	1,287	1,285	1,264
Capital Work in progress	192	287	525
Right to Use	1	1	-
Goodwill on Consolidation	-	-	-
Investment Property	4	4	4
Intangible assets under development	-	1	1
Financial Assets			
Investments	43	40	40
Long-term Loans and Advances	-	-	-
Other non-current assets	156	215	408
Sub Total Non Current Assets	1,683	1,833	2,242
Current Assets			
Inventories	3,327	2,508	1,355
Financial Assets			
(i)Investments	312	218	218
(ii)Trade Receivables	351	1,348	1,326
(iii)Cash and Cash Equivalents	136	139	182
(iv)Loans	5	-	-
(v) Others	-	3	3
Other Current Assets	170	218	729
Assets classified as held for sale	53	53	53
Sub Total Current Assets	4,354	4,487	3,866
TOTAL ASSETS	6,037	6,320	6,108

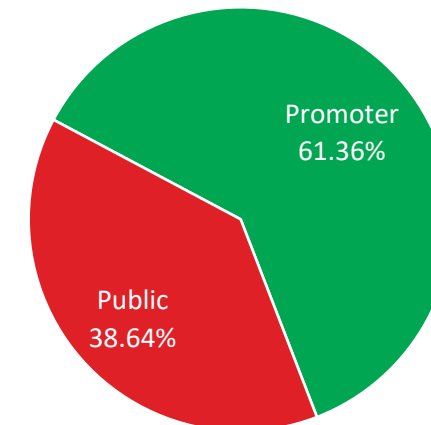
Particulars (INR Mn)	FY20	FY21	H1-FY22
EQUITY AND LIABILITIES			
Equity			
Share Capital	192	242	242
Other Equity	1,983	2,605	2,934
Non Controlling Interest	-	25	27
Total Equity	2,175	2,872	3,203
Non Current Liabilities			
(i)Borrowings	652	580	495
(ii)Other Financial Liabilities	31	37	28
Provisions	17	20	21
Deferred Tax Liabilities (net)	128	126	113
Sub Total Non Current Liabilities	828	763	657
Current Liabilities			
(i)Borrowings	997	1,274	1,156
(ii) Lease Liabilities	-	1	1
(iii)Trade Payables	1,532	995	611
(iv)Other Financial Liabilities	350	103	101
Other current Liabilities	119	184	205
Provisions	2	5	5
Current Tax Liabilities (Net)	34	123	169
Sub Total Current Liabilities	3,034	2,685	2,248
Sub Total Liabilities	3,862	3,448	2,905
TOTAL EQUITY AND LIABILITIES	6,037	6,320	6,108



Price Data (31st December, 2021)

Face Value (INR)	10.0
Market Price (INR)	318.0
52 Week H/L (INR)	358.9/80.4
Market Cap (INR Mn)	7,678.5
Equity Shares Outstanding (Mn)	24.1
1 Year Avg. trading volume ('000)	48.6

Shareholding Pattern (31st December, 2021)



No representation or warranty, express or implied, is made as to, and no reliance should be placed on, the fairness, accuracy, completeness or correctness of the information or opinions contained in this presentation. Such information and opinions are in all events not current after the date of this presentation. Certain statements made in this presentation may not be based on historical information or facts and may be "forward looking statements" based on the currently held beliefs and assumptions of the management of BCL Industries Limited, which are expressed in good faith and in their opinion reasonable, including those relating to the Company's general business plans and strategy, its future financial condition and growth prospects and future developments in its industry and its competitive and regulatory environment.

Forward-looking statements involve known and unknown risks, uncertainties and other factors, which may cause the actual results, financial condition, performance or achievements of the Company or industry results to differ materially from the results, financial condition, performance or achievements expressed or implied by such forward-looking statements, including future changes or developments in the Company's business, its competitive environment and political, economic, legal and social conditions. Further, past performance is not necessarily indicative of future results. Given these risks, uncertainties and other factors, viewers of this presentation are cautioned not to place undue reliance on these forward-looking statements. The Company disclaims any obligation to update these forward-looking statements to reflect future events or developments.

This presentation is for general information purposes only, without regard to any specific objectives, financial situations or informational needs of any particular person. This presentation does not constitute an offer or invitation to purchase or subscribe for any securities in any jurisdiction, including the United States. No part of it should form the basis of or be relied upon in connection with any investment decision or any contract or commitment to purchase or subscribe for any securities. None of our securities may be offered or sold in the United States, without registration under the U.S. Securities Act of 1933, as amended, or pursuant to an exemption from registration there from.

This presentation is confidential and may not be copied or disseminated, in whole or in part, and in any manner.

Valorem Advisors Disclaimer:

Valorem Advisors is an Independent Investor Relations Management Service company. This Presentation has been prepared by Valorem Advisors based on information and data which the Company considers reliable, but Valorem Advisors and the Company makes no representation or warranty, express or implied, whatsoever, and no reliance shall be placed on, the truth, accuracy, completeness, fairness and reasonableness of the contents of this Presentation. This Presentation may not be all inclusive and may not contain all of the information that you may consider material. Any liability in respect of the contents of, or any omission from, this Presentation is expressly excluded. Valorem Advisors also hereby certifies that the directors or employees of Valorem Advisors do not own any stock in personal or company capacity of the Company under review.

For further information please contact our Investor Relations Representatives:



Valorem Advisors
Mr. Anuj Sonpal, CEO
Tel: +91-22-49039500
Email: bcl@valoremadvisors.com